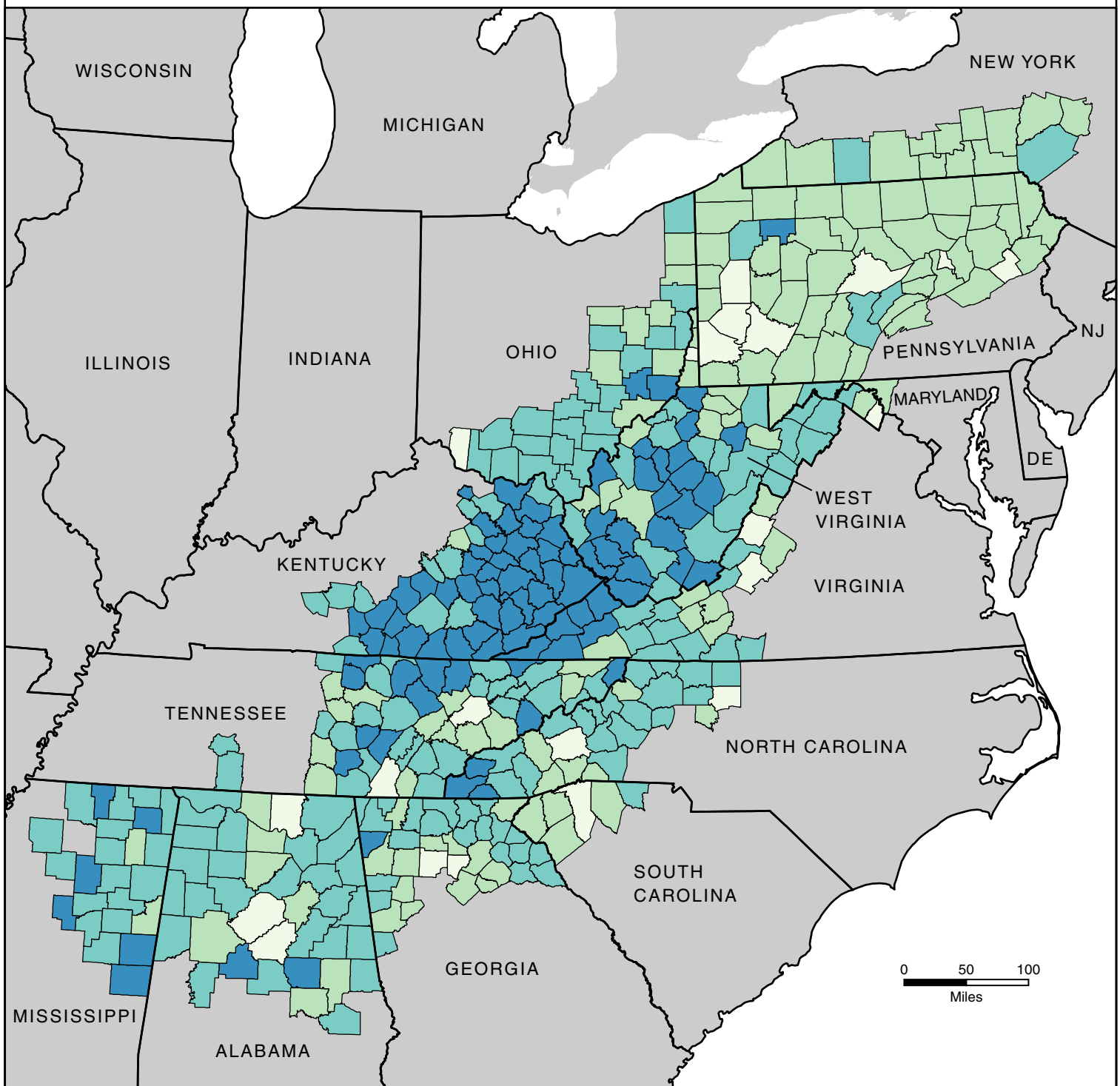


Per Capita Market Income Rates in Appalachia, 2017





(County Rates)



Per capita market income is a measure of an area's total personal income, less transfer payments, divided by the resident population of the area. The map uses natural breaks in the distribution to organize the data into groups of common values.

U.S. average = \$42,861
 Appalachian average = \$31,311

Per Capita Market Income

	\$11,128 - \$20,643
	\$20,644 - \$27,046
	\$27,047 - \$36,297
	\$36,298 - \$55,487

(Natural Breaks Classification)