

Appalachian Kentucky

TOTAL POPULATION*

1,156,745

TOTAL HOUSEHOLDS

454,072



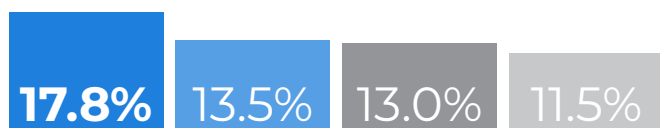
26% of the state's population lives in the Appalachian Region. It represents 4% of the entire Appalachian population.

Food Insecurity

FOOD INSECURE POPULATION*

207,190

FOOD INSECURITY RATE



App. KY KY Overall App. Region USA

PERCENTAGE POINT CHANGE IN
FOOD INSECURITY RATE FROM 2010-2020

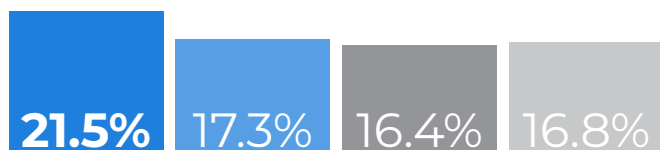


App. KY KY Overall App. Region USA

FOOD INSECURE CHILDREN

54,890

CHILDHOOD FOOD INSECURITY RATE



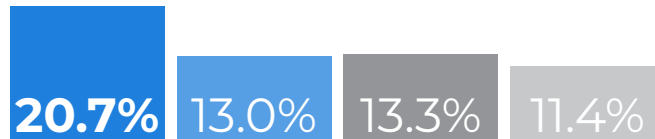
App. KY KY Overall App. Region USA

SNAP

NUMBER OF HOUSEHOLDS RECEIVING SNAP

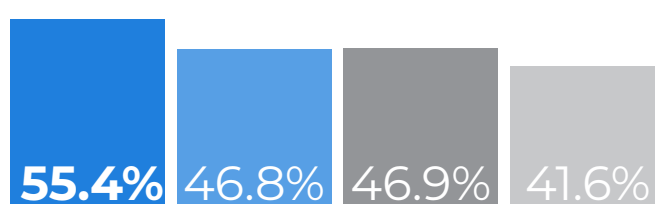
94,072

PERCENT OF HOUSEHOLDS RECEIVING SNAP



App. KY KY Overall App. Region USA

PERCENT OF HOUSEHOLDS
BELOW POVERTY LINE RECEIVING SNAP



App. KY KY Overall App. Region USA

The percent of households below poverty that receive SNAP benefits is an indicator of the extent to which households that are likely eligible for SNAP are receiving those benefits. A higher percentage indicates that more households are accessing SNAP benefits they are eligible for, while a lower percentage indicates that likely-eligible people are not accessing those benefits, suggesting that more robust or effective outreach efforts could maximize benefit utilization.

SNAP RETAILERS
PER 1,000 SNAP HOUSEHOLDS



App. KY KY Overall App. Region USA

*Total population numbers are 1-year estimates for 2020, while all other numbers, including Food Insecure Population, are based on five-year estimates for 2016-2020. Therefore, percentage calculations may not perfectly align.