

# Appalachian Ohio

TOTAL POPULATION\*  
**1,979,210**

TOTAL HOUSEHOLDS  
**794,547**



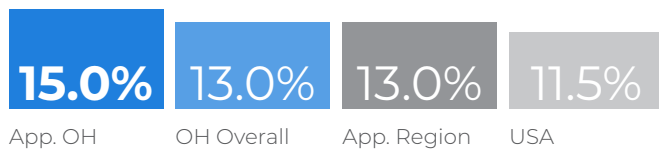
**17%** of the state's population lives in the Appalachian Region. It represents 8% of the entire Appalachian population.

## Food Insecurity


FOOD INSECURE POPULATION\*

**298,660**

FOOD INSECURITY RATE



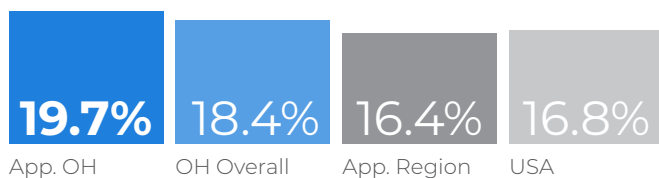
PERCENTAGE POINT CHANGE IN FOOD INSECURITY RATE FROM 2010-2020



FOOD INSECURE CHILDREN

**84,630**

CHILDHOOD FOOD INSECURITY RATE

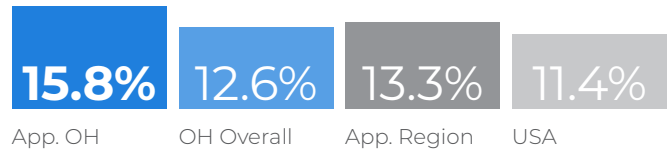


## SNAP

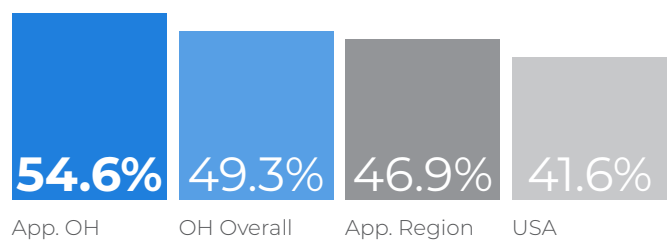
NUMBER OF HOUSEHOLDS RECEIVING SNAP

**125,334**

PERCENT OF HOUSEHOLDS RECEIVING SNAP

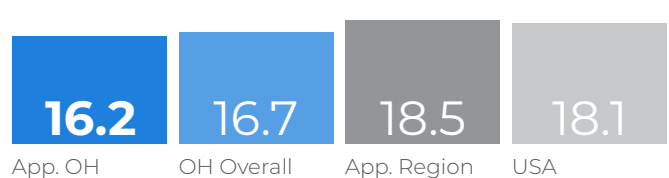


PERCENT OF HOUSEHOLDS BELOW POVERTY LINE RECEIVING SNAP



The percent of households below poverty that receive SNAP benefits is an indicator of the extent to which households that are likely eligible for SNAP are receiving those benefits. A higher percentage indicates that more households are accessing SNAP benefits they are eligible for, while a lower percentage indicates that likely-eligible people are not accessing those benefits, suggesting that more robust or effective outreach efforts could maximize benefit utilization.

SNAP RETAILERS PER 1,000 SNAP HOUSEHOLDS



\*Total population numbers are 1-year estimates for 2020, while all other numbers, including Food Insecure Population, are based on five-year estimates for 2016-2020. Therefore, percentage calculations may not perfectly align.